



Game #22 - #9/9 Marquette (18-3, 9-1 BIG EAST) vs. #25/24 UConn (15-6, 7-3 BIG EAST)

TIP-OFF: 7 p.m. CT | Saturday, Feb. 1
LOCATION: Fiserv Forum (17,500) - Milwaukee, Wis.
TV: FOX features the national television broadcast, with Gus Johnson (play-by-play), Jim Jackson (analyst) and Kristina Pink (reporter) calling the action.
RADIO: 94.5 ESPN is the flagship of the MU Radio Network, with Steve “Homer” True (play-by-play) and Tony Smith (analyst).
MU CONTACT INFO: Scott Kuykendall handles the communications duties for MU and can be reached at 414.807.3490 or scott.kuykendall@mu.edu.

The No. 9/9 Marquette University men’s basketball team (18-3, 9-1 BIG EAST) returns to Fiserv Forum on National Marquette Day to host No. 25/24 UConn (15-6, 7-3 BIG EAST) on Saturday, Feb. 1 at 7 p.m. CT. FOX features the national television broadcast, with Gus Johnson (play-by-play), Jim Jackson (analyst) and Kristina Pink (reporter) calling the action. Following Saturday, the Golden Eagles hit the road for a pair of games at St. John’s (Feb. 4) and Creighton (Feb. 8).

Series Has Plenty Of Highlights

Marquette has faced UConn on just 19 occasions all-time (Huskies lead 11-8), but the limited series has already provided a number of memories.

The all-time series dates back to the program’s first year in the BIG EAST in 2005-06. MU hosted the Huskies at the Bradley Center on Jan. 3, 2006 in the team’s first home game as a member of the BIG EAST Conference. Steve Novak finished with 41 points and 16 rebounds and Jerel McNeal chipped in 19 points and 12 boards in a 94-79 Marquette victory over No. 2 UConn to hand the Huskies their first loss of the season.

Other series highlights include a game-winning shot by Jimmy Butler with three seconds left in a 70-68 road win in 2009-10 and a home overtime win on Jan. 1, 2013 when guard Junior Cadougan forced the extra session on a buzzer-beating 3-pointer.

UConn claimed each of the three meetings in 2023-24, most recently a 73-57 decision in the championship game of the 2024 BIG EAST tourney.

National Marquette Day Celebrated Saturday

National Marquette Day is a tradition dating back to the 1960s that brings the Marquette nation united together in pride and spirit to honor the values of the University.

On Saturday evening, alumni will gather in Milwaukee and around the world at more than 50 locations representing multiple states from the islands of Hawaii to New York to celebrate Marquette and cheer on the men’s basketball team.

In its present form, National Marquette Day has been around since 1992. The celebration was preceded by Spirit Day, which dates back to the 1960s.

Series Snapshot
Overall: UConn leads 11-8
@ MU: UConn leads 5-3
@ UConn: UConn leads 5-4
Neutral: Tied 1-1

LAST FIVE MEETINGS
 F 7, 2023 A #21 UConn 87, #10 Marquette 72
 M 10, 2023 N #6 Marquette 70, #11 UConn 68
 F 17, 2024 A #1 UConn 81, #4 Marquette 53
 M 6, 2024 H #2 UConn 74, #8 Marquette 67
 M 16, 2024 N #2 UConn 73, #10 Marquette 57

MU SCOREBOARD			
DATE	OPPONENT		RESULT/TIME
NOVEMBER			
Marquette Challenge			
Nov. 4	Stony Brook	FS1	W, 102-62
Nov. 8	George Mason	Peacock	W, 82-63
Nov. 11	Central Michigan	FS1	W, 70-62
Nov. 15	at Maryland	FS1	W, 78-74
Nov. 19	^{6/6} Purdue	FS1	W, 76-58
Nov. 23	vs. Georgia	FloHoops	W, 80-69
Nov. 27	Stonehill	FS2	W, 94-59
Nov. 30	Western Carolina	FS2	W, 94-62
DECEMBER			
BIG 12-BIG EAST Battle			
Dec. 4	^{6/5} at Iowa State	ESPN+	L, 81-70
Dec. 7	^{11/11} Wisconsin	FOX	W, 88-74
Dec. 14	at Dayton	CBSSN	L, 71-63
Dec. 18	Butler *	FS1	W, 80-70
Dec. 21	at Xavier *	FOX	W, 72-70
Dec. 31	at Providence *	FS1	W, 78-50
JANUARY			
Jan. 3	Creighton *	FS1	W, 79-71
Jan. 7	Georgetown *	CBSSN	W, 74-66
Jan. 14	at DePaul *	CBSSN	W, 85-83 (OT)
Jan. 18	Xavier *	FOX	L, 59-57
Jan. 21	at Seton Hall *	Peacock	W, 76-59
Jan. 24	Villanova *	FS1	W, 87-74
Jan. 28	at Butler *	FS1	W, 78-69
FEBRUARY			
Feb. 1	^{25/24} UConn *	FOX	7 p.m.
Feb. 4	at St. John's *	FS1	5:30 p.m.
Feb. 8	at Creighton *	FOX	1 p.m.
Feb. 11	DePaul *	Peacock	7:30 p.m.
Feb. 18	Seton Hall *	CBSSN	8 p.m.
Feb. 21	at Villanova *	FS1	6 p.m.
Feb. 25	Providence *	FS1	6 p.m.
MARCH			
Mar. 1	at Georgetown *	Peacock	7 p.m.
Mar. 5	at UConn *	FS1	7:30 p.m.
Mar. 8	St. John's *	FOX/FS1	TBA
BIG EAST Tournament			
Mar. 12	First Round	Peacock	TBA
Mar. 13	Quarterfinals	Peacock/FS1	TBA
Mar. 14	Semifinals	FOX	TBA
Mar. 15	Final	FOX	TBA

* = Indicates BIG EAST Conference game
 Top-25 rankings as of time game was played
 All times are Central and home games in bold.

2024-25 Marquette Game Notes

Page 2

MARQUETTE IN THE BIG EAST STATS

through games of 1/29/25

TEAM

SCORING OFFENSE:	3rd (79.2)
SCORING DEFENSE:	3rd (67.0)
FT PERCENTAGE:	6th (74.2)
FG PERCENTAGE:	6th (45.1)
ASSISTS:	6th (14.6)
STEALS:	1st (10.2)
TURNOVER MARGIN:	1st (+7.1)
BLOCKED SHOTS:	5th (3.9)
FG PCT. DEFENSE:	9th (43.7)
OFFENSIVE REBOUNDS:	5th (11.0)
DEFENSIVE REBOUNDS:	10th (23.0)
3-PT FG's MADE:	4th (201)

INDIVIDUAL

SCORING

Kam Jones	2nd (18.9 ppg.)
David Joplin	112th (14.6 ppg.)

REBOUNDING

David Joplin	117th (5.2 rpg.)
--------------	------------------

FIELD GOAL PERCENTAGE

Kam Jones	4th (.495)
-----------	------------

ASSISTS

Kam Jones	3rd (6.4 apg.)
-----------	----------------

STEALS

Stevie Mitchell	1st (2.6 spg.)
Chase Ross	3rd (2.1 spg.)
Kam Jones	9th (1.6 spg.)

MARQUETTE IN THE NCAA STATS

through games of 1/29/25

TEAM

STEALS PER GAME:	5th (10.2)
TURNOVER MARGIN:	2nd (+7.1)
TURNOVERS PER GAME:	1st (8.9)
TURNOVERS FORCED PER GAME:	12th (16.0)
ASSIST-TO-TURNOVER RATIO:	14th (1.64)

INDIVIDUAL

STEALS PER GAME

Stevie Mitchell	9th (2.6 spg.)
Chase Ross	36th (2.1 spg.)

ASSISTS PER GAME

Kam Jones	16th (6.3 apg.)
-----------	-----------------

ASSIST-TO-TURNOVER RATIO

Kam Jones	6th (3.59)
-----------	------------

POINTS PER GAME

Kam Jones	36th (18.9 ppg.)
-----------	------------------

LAST GAME STARTERS

NAME	POS.	PPG.	RPG.	APG.	FG%	FT%
Kam Jones	G	18.9	4.6	6.3	.495	.709
Stevie Mitchell	G	12.1	4.5	1.6	.526	.750
Chase Ross	G	11.0	4.0	2.2	.468	.763
David Joplin	F	14.6	5.2	1.4	.414	.820
Ben Gold	F	8.0	4.6	1.0	.423	.800

Marquette Shares Top Of BIG EAST Standings

Marquette improved to 9-1 in league play with Tuesday night's win over Butler and continues to own a share of first place with St. John's entering play Saturday afternoon.

Marquette has claimed as many as six-straight victories in BIG EAST play in each of the last four seasons (including 2024-25) and is 40-10 (.800) in league play since the start of 2022-23, which is the best mark in the conference during that time span. Through games of Jan. 29, UConn is second (38-12) and Creighton third (36-14) in BIG EAST play.

Marquette's start to league play is its best since 2008-09, when the Golden Eagles also opened BIG EAST action 9-1. MU has claimed its first five conference road games for the first time in program history (1989-90 was first season in a league).

BIG EAST Success

since start of 2022-23

Marquette	40-10
UConn	38-12
Creighton	36-14
Xavier	29-21
Providence	27-22

Continuity Is Key To Recent Success

Since the 2022-23 campaign, Marquette is the only power conference team that hasn't signed a NCAA Division I transfer, leading to as consistent a starting lineup as any program in the country.

Through games of Jan. 29, Marquette is one of just seven squads (355 total) to feature the same starting lineup (Jones, Mitchell, Joplin, Ross, Gold). Two years ago, Marquette and Marshall were the only two teams in the country to utilize the same starting five the entire season.

Since the opening contest of the 2022-23 campaign (Kolek, Ighodaro, Prosper, Mitchell, Jones), just eight different players have started a game for MU, the lowest total in all of NCAA Division I. Of the eight, the three players (Kolek, Ighodaro, Prosper) currently not starting for the team are competing in the NBA.

Joplin, who hasn't missed an outing in his 126-game career, has a chance to pass Lazar Hayward (138) for most career appearances.

Mitchell Nets Career High In Win At Butler

BIG EAST Defensive Player of the Year candidate Stevie Mitchell has put his offensive ability on display in the last two outings, scoring 20-or-more points in back-to-back outings for the first time in his 122-game career.

The Reading, Pennsylvania, native finished with 22 points on 9-of-14 shooting at Butler and also chipped in five rebounds, three assists, one steal and a blocked shot in 33 minutes of action. His previous career best of 21 points came in the team's previous matchup against Villanova.

In the last two games, Mitchell has averaged 21.5 points, 4.5 rebounds and 3.0 steals per outing while shooting 66.7 percent (16-of-24) from the floor.

Jones Named BIG EAST POW, Again

Senior guard Kam Jones was named the BIG EAST Player of the Week on Monday for the third time this season (11/18/24, 11/25/24) and sixth in his career.

Jones averaged 17.5 points, 4.5 assists and 4.0 rebounds in wins over Seton Hall and Villanova and combined to shoot 52.0 percent (13-of-25) from the floor.

2024-25 Marquette Game Notes

Page 3

PRONUNCIATIONS

Al Amadou	AH-mah-do
Jake Ciardo	SEE-are-doe
Caedin Hamilton	KAY-din
Zaide Lowery	Zayd
Damarius Owens	duh-MARE-ee-us
Royce Parham	PAR-ham

CAREER 3-POINTERS

1.	434	Markus Howard	2016-20
2.	354	Steve Novak	2002-06
3.	288	KAM JONES	2021-PRES.
4.	284	Travis Diener	2001-05
5.	246	Sam Hauser	2016-19
6.	244	Robb Logterman	1990-94
7.	221	Aaron Hutchins	1994-98
	221	Darius Johnson-Odom	2009-12
9.	216	Mark Anglavar	1987-91
10.	211	Anthony Pieper	1993-97

CAREER STEALS

1.	287	Jerel McNeal	2005-09
2.	272	Michael Wilson	1978-82
3.	253	Mandy Johnson	1981-85
4.	238	Dominic James	2005-09
5.	203	Glenn "Doc" Rivers	1980-83
6.	198	STEVIE MITCHELL	2021-PRES.
7.	190	Tony Smith	1986-90
8.	188	Michael Sims	1984-88
9.	185	Tony Miller	1991-95
10.	165	Aaron Hutchins	1994-98

CAREER GAMES

1.	138	Lazar Hayward	2006-10
2.	133	David Cubillan	2006-10
3.	132	Derrick Wilson	2011-15
4.	130	Jerel McNeal	2005-09
5.	129	Dominic James	2005-09
6.	127	Ousmane Barro	2004-08
	127	Wesley Matthews	2005-09
	127	Davante Gardner	2010-14
9.	126	Steve Novak	2002-06
	126	Joe Chapman	2002-06
	126	Scott Merritt	2000-04
	126	DAVID JOPLIN	2021-PRES.
	124	KAM JONES	2021-PRES.
	122	STEVIE MITCHELL	2021-PRES.

MU IN THE NBA

Marquette has a strong tradition of success in the NBA with 60 all-time draft selections.

The program is currently represented by Jimmy Butler (Heat), Jamal Cain (Pelicans), Jae Crowder (Kings), Oso Ighodaro (Suns), Tyler Kolek (Knicks), Olivier-Maxence Prosper (Mavericks) and Doc Rivers (Bucks - head coach).

STARTING LINEUPS

Jones, Mitchell, Ross, Joplin, Gold	18-3
TOTAL	18-3

2024-25 MARQUETTE ROSTER

NO.	NAME	POS.	HT.	WT.	CL./EL.	HOMETOWN/HIGH SCHOOL/LAST SCHOOL
1	Kam Jones	G	6-5	205	Sr./Sr.	Memphis, Tenn. / Evangelical Christian School
2	Chase Ross	G	6-5	210	Jr./Jr.	Dallas, Texas / Cushing Academy
4	Stevie Mitchell	G	6-3	200	Sr./Sr.	Reading, Pa. / Wilson HS
5	Tre Norman	G	6-4	210	So./So.	Boston, Mass. / Worcester Academy
7	Zaide Lowery	G	6-5	200	So./So.	Springfield, Mo. / La Lumiere School
8	Joshua Clark	F	7-1	225	Fr./Fr.	Houston, Texas / Clements HS
10	Damarius Owens	F	6-7	200	Fr./Fr.	Rochester, N.Y. / Western Reserve Academy
12	Ben Gold	F	6-11	235	Jr./Jr.	Wellington, New Zealand / NBA Global Academy
13	Royce Parham	F	6-8	230	Fr./Fr.	Pittsburgh, Pa. / Western Reserve Academy
21	Al Amadou	F	6-9	210	So./So.	Philadelphia, Pa. / Chestnut Hill Academy
22	Sean Jones	G	5-10	185	Jr./Jr.	Columbus, Ohio / Lincoln HS
23	David Joplin	F	6-8	225	Sr./Sr.	Milwaukee, Wis. / Brookfield Central HS
25	Jack Anderson *	G	6-4	200	Sr./Sr.	Davie, Fla. / Western HS / Keystone College
35	Caedin Hamilton	F	6-9	250	So./Fr.	Santa Maria, Calif. / St. Joseph HS
40	Casey O'Malley *	G	6-3	200	Jr./Jr.	Omaha, Neb. / Creighton Prep
41	Jonah Lucas *	G	6-1	180	Jr./Jr.	West Lafayette, Ind. / Harrison HS
42	Luke Jacobson *	F	6-7	215	Fr./Fr.	San Luis Obispo, Calif. / Mission Prep
54	Jake Ciardo *	G	6-2	185	Sr./Jr.	Germantown, Wis. / Germantown HS
55	Cameron Brown *	G	6-1	215	Sr./Jr.	Plano, Texas / John Paul II HS

* = walk-on

Head Coach	Shaka Smart (Kenyon College, 1999)
Assistant Coach	Neill Berry (SE Louisiana, 2003)
Assistant Coach	Cody Hatt (VCU, 2015)
Assistant Coach	DeAndre Haynes (Kent State, 2006)
Assistant Coach	CJ Rivers (Drake, 2018)
Assistant Coach	Nevada Smith (Bethany College, 2002)
Director, Program Development	Tyler McDevitt (UNC Asheville, 2018)
Director, Video & Analytics	Devon Mulry (Michigan, 2015)
Program Assistant	Chris Howell (South Dakota State, 2018)
Program Assistant	Bo Zeigler (USF, 2017)

Marquette Would Rather Take Than Give

Through games of Jan. 29, MU is fifth in the nation in steals per game (10.2) and three players (Mitchell, Ross, Jones) are ranked in the top-10 in the BIG EAST.

MU also tops the league and is second in the country in turnover margin (+7.1) and is fifth in the country in points off turnovers per outing (19.7).

Despite losing All-America point guard Tyler Kolek to graduation and the NBA, the Golden Eagles have done a tremendous job of protecting the ball in 2024-25. Through games of Jan. 29, Marquette is committing just 8.9 turnovers per game, the lowest average in the nation.

Marquette tracks deflections (see page 4) and finished with 53 in the win over Seton Hall on Jan. 21. The team's goal this season is to post the top-10 single-game totals since Shaka Smart arrived and entering play Saturday, MU has collected five performances worthy of the list in 2024-25.

Jones' Shot Selection Shifts In 2024-25

National player of the year candidate Kam Jones has made a significant shift in his shot selection in 2024-25 and the result has been a breakthrough season.

In his first three years at MU, 64.9 percent of his shot attempts came from behind the 3-point line and he shot 47.0 percent from the floor overall.

This season, just 35.0 percent (113-of-323) of Jones' shots are from deep and as a result he is connecting on 49.5 percent of his chances from the field overall.

Jones already has more assists (133) in 2024-25 than he did all of last season (87) in 36 outings and he now has four double-doubles on the year, most recently an 18-point, 11-assist, six-rebound effort in the win over DePaul on Jan. 14.

2024-25 Marquette Game Notes

Page 4

DEFLECTION!!!

Shaka Smart and his staff place an emphasis on the number of deflections the team collects on a per game basis, with the target goal each outing a total of 32 (15-of-21 games). This season, MU has averaged 38.0 deflections per game (799 total). The single-game high under Smart is 65 against Central Michigan on Nov. 11.

Chase Ross	167
Stevie Mitchell	147
Kam Jones	121
David Joplin	97
Ben Gold	75

WHAT'S AN EGB?

EGB (Energy Generating Behavior): Any action that creates energy and positively affects those around us. EGB's increase readiness and aggressiveness, they build momentum after positive plays, and they stem the tide during challenging stretches. Examples include floor slaps, daps, first to the floors, encouragement, acknowledgment, power claps, and chest bumps.

Marquette tracks EGBs during practices and games, providing daily updates to players.

TOP FISERV FORUM ATTENDANCE

1. DEC. 7, 2025	WISCONSIN	18,107
2. Feb. 10, 2024	St. John's	18,095
3. Dec. 30, 2023	Creighton	18,086
4. Mar. 4, 2023	St. John's	18,012
5. JAN. 18, 2025	XAVIER	17,881
6. Feb. 25, 2023	DePaul	17,873
7. Feb. 9, 2019	Villanova	17,856
8. Jan. 4, 2020	Villanova	17,856
9. Mar. 6, 2024	UConn	17,837
10. Feb. 1, 2020	DePaul	17,781

MARQUETTE IN THE TOP-25 POLLS

	AP	Coaches
Preseason	18	17
Nov. 11	15	15
Nov. 18	15	14
Nov. 25	10	11
Dec. 2	5	4
Dec. 9	6	4
Dec. 16	9	9
Dec. 23	8	8
Dec. 30	8	8
Jan. 6	7	6
Jan. 13	7	7
Jan. 20	10	10
Jan. 27	9	9

Marquette Having Success In Classroom

Marquette posted a 3.26 team grade-point-average in the Fall 2024 semester, 14 players earned a grade-point-average of 3.0-or-better and Stevie Mitchell had a perfect 4.0 GPA.

Mitchell was named a 2023-24 College Sports Communicators Third Team Academic All-American and has earned a perfect GPA every year dating back to the spring semester of his freshman season (2021-22).

Jones Collects Program's Third Triple-Double

Kam Jones collected just the program's third triple-double in over 100 seasons of competition on Nov. 19 against Purdue.

The Memphis native finished the night with 17 points, 13 rebounds and 10 assists in 36 minutes.

Prior to that game, Marquette's most recent triple-double came in the 2003 Elite Eight against Kentucky when Dwyane Wade finished with 29 points, 11 rebounds and 11 assists in the MU victory.

The only other player to collect a triple-double was Tony Miller (1991-95), who finished with 18 points, 10 rebounds and 10 assists in an 80-65 win over Wisconsin on New Year's Eve in 1994.

MU Adds Nationally Ranked Recruiting Class

The Golden Eagles announced the signing of prep standouts Nigel James Jr. (Huntington, N.Y./Long Island Lutheran HS), Ian Miletic (Arlington Heights, Ill./Rolling Meadows HS), Michael Phillips II (Rolesville, N.C./GRACE Christian School) and Adrien Stevens (Potomac, Md./Bullis School) to a National Letter of Intent.

The quartet is ranked as high as 17th in the nation by 247Sports.com.

James Jr. (6-0, 180) is rated as high as 90th nationally by 247Sports.com and competes under head coach John Buck at Long Island Lutheran High School. As a junior at LuHi, he averaged 11.9 points and 4.3 assists per game in the team's 12 outings in the EYBL Scholastic League.

Miletic (6-7, 180) is in his fourth season of varsity action at Rolling Meadows High School in suburban Chicago under head coach Kevin Katovich. Miletic (Mill-eh-tich) averaged 19.0 points, 9.0 rebounds and 4.0 assists per game as a junior and was named the program's most valuable player.

Phillips II (6-6, 175) plays under head coach DeShannon Morris at GRACE Christian School and reclassified into the 2025 recruiting class. In 2023-24, he averaged 15.8 points and 6.4 rebounds per contest and helped the Eagles to a 27-8 overall record and the league title.

Stevens (6-4, 195) is ranked as the 84th-best player in the country by 247Sports.com and has played at Bullis School in Potomac, Maryland under head coach Bruce Kelley. Stevens helped the Bulldogs to back-to-back Interstate Athletic Conference (IAC) regular season and tournament titles, earning player of the year accolades.

#MUBB Honors Dr. Lovell In 2024-25

The men's basketball team, and all programs at MU, will honor former president Dr. Michael R. Lovell (LUV-uhl) this season by wearing patches on its uniforms.

Dr. Lovell passed away in June after a courageous battle with cancer and was a tremendous ambassador for the University and greater Milwaukee community.

Dr. Lovell served at MU for 10 years and was a strong supporter of all the student-athletes at the university and a familiar face in the crowd at hundreds of competitions.



SHAKA SMART

Head Coach | Fourth Season
Kenyon College, 1999

Relationships.
Growth.
Victory.

These themes serve as the foundation of the Marquette men's

basketball program under fourth-year head coach Shaka Smart and the concentrated focus on those areas has led the team to tremendous success, both on and off the court.

In 16 seasons as a head coach at Virginia Commonwealth (2009-15), Texas (2015-21) and Marquette (2021-pres.), Smart has guided the three programs to a total of 11 NCAA Tournament appearances. Those trips were highlighted by a run from the First Four to the Final Four by VCU in 2011.

Smart was named the 18th head coach at Marquette on Friday, March 26, 2021.

The 47-year-old Smart owns an overall record of 347-172 (.669) entering the 2024-25 campaign. He posted a record of 163-56 (.744) at VCU and made five trips to the NCAA. While at Texas, the Longhorns were 109-86 (.559) and made NCAA appearances in 2016, 2018 and 2021. Texas claimed the National Invitation Tournament title in 2019.

Marquette has participated in the NCAA tournament in each of his first three seasons with the Golden Eagles, including the program's first trip to the Sweet 16 (2023-24) since 2012-3.

During his career, Smart has coached a total of 10 NBA players, including two lottery picks and seven overall draft selections. A group of 31 student-athletes has earned all-conference accolades (50 total selections) and 10 times a member of the program has claimed a league season-long specialty award (player of year, sixth man, top defensive player, most improved).

A four-year starter and three-year team captain at Kenyon College (Gambier, Ohio), Smart graduated magna cum laude in 1999 with a degree in history. He still holds the school single-season (184 in 1998-99) and career (542) records for most assists.

In his senior season, he earned All-North Coast Conference (NCAC) honors and was tabbed the league's Scholar Athlete of the Year. Smart was one of 20 students named to the 1999 USA Today

All-USA Academic Team and earned a prestigious NCAA postgraduate scholarship.

Smart began his coaching career as an assistant at California University (Pa.) from 1999-2001. During his two seasons, the school recorded a 40-16 mark. While there, he also earned his master's degree in social science in 2001.

A native of Madison, Wis., Smart was born on April 8, 1977. He and his wife, Maya, have one daughter, Zora.

Smart delivered the main commencement address for his alma mater, Kenyon College, in May 2017. In November of 2020, he joined the National Association of Basketball Coaches (NABC) Board of Directors.

AT MARQUETTE (2021-PRES.)

The 2023-24 campaign was highlighted by the program's 17th all-time appearance in the Sweet 16 and the team's 56 victories (29-7, 27-10) were the most in school history in a two-year span. Back-to-back Consensus All-America selection Tyler Kolek, just the third ever at Marquette, highlighted the team's individual recognition on the court. Off the court, the Golden Eagles collected another record-setting effort in the classroom as a team and both Oso Ighodaro (Second Team) and Stevie Mitchell (Third Team) were named CSC Academic All-Americans.

Smart guided Marquette to a historic level of success in 2022-23, highlighted by the program's first BIG EAST Conference regular season and tournament titles. The Golden Eagles won a team-record 29 games and tied the league record for wins (17). MU earned its highest national ranking in nearly 50 years and the roster featured the league's player of the year (Tyler Kolek), sixth man award winner (David Joplin) and a pair of all-league honorees (Kam Jones and Oso Ighodaro).

As a result of the team's success in 2022-23, Smart claimed national coach of the year honors from the National Association of Basketball Coaches, United State Basketball Writer's Association and Associated Press. He also claimed unanimous BIG EAST Coach of the Year accolades.

In his first season with the Golden Eagles in 2021-22, Smart helped guide the program to a 19-win campaign, a NCAA tournament appearance and multiple team and individual accomplishments. Marquette earned a top-25 ranking after seven-straight BIG EAST victories and also claimed six wins against top-25 opponents, including three-straight decisions for the first time in school history. MU swept Villanova for the first time in 10 years and three players earned all-conference accolades, highlighted by Justin Lewis (Most Improved Player, All-BIG EAST First Team).

Year	School	Overall W-L	Conf W-L	Postseason
2009-10	VCU	27-9	11-7	CBI Champions
2010-11	VCU	28-12	12-6	NCAA Semifinals
2011-12	VCU	29-7	15-3	NCAA Round of 32
2012-13	VCU	27-9	12-4	NCAA Round of 32
2013-14	VCU	26-9	12-4	NCAA Round of 32
2014-15	VCU	26-10	12-6	NCAA Round of 64
2015-16	Texas	20-13	11-7	NCAA Round of 64
2016-17	Texas	11-22	4-14	(no postseason)
2017-18	Texas	19-15	8-10	NCAA Round of 64
2018-19	Texas	21-16	8-10	NIT Champions
2019-20	Texas	19-12	9-9	(no postseason)
2020-21	Texas	19-8	11-6	NCAA Round of 64
2021-22	Marquette	19-13	11-8	NCAA Round of 64
2022-23	Marquette	29-7	17-3	NCAA Round of 32
2023-24	Marquette	27-10	14-6	NCAA Sweet 16
2024-25	Marquette	18-3	9-1	--
Totals	16 seasons	365-175 (.676)	176-104 (.629)	11 NCAA, 1 NIT, 1 CBI

The Shaka Smart File

Birthdate: April 8

Hometown: Madison, Wis.

Education: Kenyon College (Gambier, Ohio); magna cum laude, bachelor's degree in history, 1999. California University (California, Pa.), master's degree in social science, 2001

Wife: Maya


Daughter: Zora



NEILL BERRY

Assistant Coach | 4th Year
Southeastern Louisiana, 2003

- Owns over 15 years experience at the NCAA D1 level
- Spent three seasons (2018-21) with Smart at Texas
- Coached at Iowa St, High Point, S. Carolina & WKU
- Member of NCAA tournament team at SLC, the first in program history



CODY HATT

Assistant Coach | 4th Year
VCU, 2015


- On Smart's staff all six seasons at Texas, moving to assistant coach in 2020-21
- Worked as graduate assistant at VCU in 2014-15
- Served on staff with USA Under 18 National Team in 2016 and helped program to gold medal at FIBA event
- Member of league title team at Norwich University



DEANDRE HAYNES

Assistant Coach | 4th Year
Kent State, 2006

- Most recent coaching stops included two years at both Maryland (2019-21) and Michigan (2017-19)
- During four years in Big Ten, helped teams to three NCAA tournament trips, including 2018 Final Four
- Owns coaching stops at Toledo and Kent State as well
- Four-year starter as player at Kent State



CJ RIVERS

Assistant Coach | 1st Year
Drake, 2018


- Owns previous coaching stops at Colorado State (2023-24), Loyola (2021-22) and UIC (2022-23)
- CSU finished 25-11 in 2023-24 and defeated Virginia in NCAA tournament
- Four-year starter at Drake, helping program to first postseason appearance in 10 years



NEVADA SMITH

Assistant Coach | 4th Year
Bethany College, 2002

- Served as Director of Program Development at Texas in 2020-21 under Smart
- G-League head coach at Sioux Falls and Rio Grande Valley and total of 14 players earned NBA callup.
- Owns nearly 15 years of experience in college ranks
- Four-year starter at Bethany College



TYLER MCDEVITT

Dir., Program Development | 4th Year
UNC Asheville, 2018




DEVON MULRY

Dir., Video & Analytics | 2nd Year
Michigan, 2015

2024-25 Marquette Game Notes

Page 8



#1 | Kam Jones
G | Sr. | 6-5 | 205




#2 | Chase Ross
G | Jr. | 6-5 | 210




#4 | Stevie Mitchell
G | Sr. | 6-3 | 200



#5 | Tre Norman
G | So. | 6-4 | 210



#7 | Zaide Lowery
G | So. | 6-5 | 200



#8 | Joshua Clark
F | Fr. | 7-1 | 225




#10 | Damarius Owens
F | Fr. | 6-7 | 200



#12 | Ben Gold
F | Jr. | 6-11 | 235



#13 | Royce Parham
F | Fr. | 6-8 | 230




#21 | Al Amadou
F | So. | 6-9 | 210



#22 | Sean Jones
G | Jr. | 5-10 | 185



#23 | David Joplin
F | Sr. | 6-8 | 225




#25 | Jack Anderson
G | Sr. | 6-4 | 200




#35 | Caedin Hamilton
F | RFr. | 6-9 | 250



#40 | Casey O'Malley
G | Jr. | 6-3 | 200



#41 | Jonah Lucas
G | Jr. | 6-1 | 180



#42 | Luke Jacobson
F | Fr. | 6-7 | 215



#54 | Jake Ciardo
G | Sr. | 6-2 | 185



#55 | Cameron Brown
G | Sr. | 6-1 | 215

2024-25 Marquette Game Notes

Page 9

MU as an AP-Ranked Team

	All-Time	Smart
1. 9 Notre Dame 65, MU 59 (2/26/78)	5-1	--
2. MU 75, Xavier 53 (2/20/78)	55-6	--
3. Wisconsin 75, MU 64 (12/2/23)	31-4	1-1
4. 1 UConn 81, MU 53 (2/17/24)	21-4	4-2
5. MU 88, 11 Wisconsin 74 (12/7/24)	21-7	4-2
6. Dayton 71, MU 63 (12/14/24)	27-9	7-2
7. MU 57, Xavier 29 (1/18/25)	24-6	6-2
8. Marquette 79, Creighton 71 (1/3/25)	31-11	7-1
9. MU 78, Butler 69 (1/28/25)	28-10	5-0
10. MU 87, Villanova 74 (1/24/25)	38-10	10-2
11. Butler 69, MU 62 (1/11/24)	25-7	1-1
12. MU 87, Xavier 82 (1/26/19)	23-6	--
13. 25 Syracuse 86, MU 79 (3/7/09)	27-13	--
14. MU 75, Seton Hall 57 (1/27/24)	17-3	4-0
15. MU 80, Georgia 69 (11/23/24)	26-7	4-0
16. MU 89, DePaul 69 (1/28/23)	23-9	1-0
17. MU 73, St. John's 72 (1/20/24)	25-4	2-0
18. MU 82, George Mason 63 (11/8/24)	22-6	2-2
19. Providence 84, MU 72 (2/22/20)	4-5	--
20. MU 74, Seton Hall 53 (1/21/23)	18-11	2-0
21. MU 70, Seton Hall 66 (1/12/19)	17-7	--
22. Providence 65, MU 63 (1/20/22)	13-6	1-1
23. Seton Hall 81, MU 79 (3/15/19)	11-5	--
24. MU 98, Providence 103 (12/20/22)	16-6	1-1
25. MU 76, 12 Xavier 80 (1/15/23)	21-11	1-1
TOTALS	569-174	63-18

MU vs. AP-Ranked Teams

	All-Time	Smart
1. UConn 81, MU 53 (2/17/23)	3-12	1-1
2. UConn 73, 10 MU 57 (3/16/24)	2-18	0-3
3. Villanova 100, MU 90 (1/6/18)	0-11	--
4. UCLA 67, MU 56 (12/11/21)	7-12	0-1
5. Villanova 96, MU 64 (2/10/21)	4-19	--
6. Iowa State 81, 5 MU 70 (12/4/24)	8-23	3-1
7. MU 102, Creighton 94 (1/21/17)	6-10	--
8. Xavier 89, MU 70 (1/24/18)	3-13	--
9. MU 89, Creighton 84 (12/14/20)	11-9	--
10. MU 67, Illinois 66 (11/15/21)	8-7	1-0
11. 5 MU 88, 11 Wisconsin 74 (12/7/24)	13-11	3-0
12. Creighton 89, 5 MU 75 (3/2/24)	11-11	2-2
13. Seton Hall 88, MU 79 (2/29/20)	3-8	--
14. 10 MU 66, Villanova 65 (2/9/19)	9-4	--
15. 6 MU 65, Xavier 51 (3/10/23)	7-6	1-0
16. MU 69, Xavier 68 (2/15/23)	7-6	2-0
17. Providence 65, MU 63 (1/30/22)	5-6	0-1
18. Louisville 71, MU 70 (1/15/11)	3-3	--
19. 10 MU 73, Creighton 71 (2/21/23)	8-5	1-0
20. MU 75, Xavier 64 (1/23/22)	9-8	2-0
21. UConn 87, 10 MU 72 (2/7/23)	5-2	0-1
22. 10 MU 72, Creighton 67 (12/30/23)	5-8	2-2
23. 4 MU 71, Illinois 64 (11/14/23)	5-5	1-1
24. UConn 80, 18 MU 72 (2/8/22)	3-4	0-1
25. Providence 77, MU 66 (3/1/15)	4-5	--
TOTALS	149-226	19-14

* = NCAA Tournament game

The Last Time

TEAM	MARQUETTE	OPPONENT
100+ Points	102-62 vs. Stony Brook (11/4/24)	98-103 at Providence (12/20/22) 2OT
90+ Points	94-62 vs. Western Caro. (11/30/24)	96-94 vs. St. John's (3/4/23)
Under 50 Points	44-64 vs. Xavier (2/10/15)	84-41 vs. Southern (12/28/18)
FG Pct. 60+	94-59 vs. Stonehill (11/27/24)	63.0 at Villanova (2/10/21)
Five or fewer turnovers	2 vs Butler (12/18/24)	4 vs. Villanova (12/23/20)
Five Players, 10+ pts.	5 vs Colorado (3/24/24)	5 vs. DePaul (1/14/25)

TEAM	MARQUETTE WIN	MARQUETTE LOSS
Ranked Opponent (AP)	88-74 vs. Wisconsin (12/7/24)	70-81 vs. Iowa State (12/4/24)
Overtime Game	85-83 at DePaul (1/14/25) OT	77-80 vs. Wisconsin (12/3/22) OT
Double Overtime	84-82 at Xavier (1/29/20) 2OT	98-103 at Providence (12/20/22) 2OT
Triple Overtime	Never	74-77 vs. Louisville (2/24/01) 3OT
Home Opener	102-62 vs. Stony Brook (11/4/24)	80-83 vs. Belmont (11/13/15)
Road Opener	78-74 at Maryland (11/15/24)	70-75 at Purdue (11/15/22)

INDIVIDUAL	MARQUETTE	OPPONENT
50+ Points	51, Markus Howard 101-79 vs. USC (11/29/19)	-
40+ Points	42, Markus Howard 84-80 at Georgetown (1/18/20)	44, Shamorie Ponds 78-86 at St. John's (2/10/18)
30+ Points	30, David Joplin 85-83 at DePaul (1/14/25) OT	32, Quincy Olivari 86-80 at Xavier (3/9/24)
20+ Points	22, Stevie Mitchell 78-69 at Butler (1/28/25)	24, Jahmyl Telfort 78-69 at Butler (1/28/25)
10+ Rebounds	13, Ben Gold 57-59 vs. Xavier (1/18/25)	10, Zach Freemantle 57-59 vs. Xavier (1/18/25)
15+ Rebounds	16, Oso Ighodaro 72-67 vs. Creighton (12/30/23)	16, Baylor Scheierman 75-89 at Creighton (3/2/24)
15+ Free Throws	15, Markus Howard 84-72 at Providence (2/22/20)	18, Bryce Hopkins 98-103 at Providence (12/20/22) 2OT
10+ Assists	10, Kam Jones 78-50 at Providence (12/31/24)	11, Malachi Smith 63-71 vs. Dayton (12/14/24)
Double-Double	18 pts, 11 ast, Kam Jones 85-83 at DePaul (1/14/25) OT	14 pts, 10 rebs, Zach Freemantle 57-59 vs. Xavier (1/18/25)
Triple-Double	17 pts, 13 reb, 10 ast, Kam Jones 76-58 vs. Purdue (11/19/24)	12 pts, 10 reb, 12 ast, Tristen Newton 72-87 at UConn (2/7/23)

MARQUETTE'S RECORD WHEN

	2024-25
Leading at half	11-1
Trailing at half	7-2
Tied at half	0-0
Scoring 70 or more points	18-1
Allowing 80 or more points	1-1
Holding opponents to 60 points or less	4-1
Shooting 50 percent or better	6-0
Opponent shoots 50 percent or better	3-1
Opponent shoots under 40 percent	5-0
MU's FG percent is same or higher than opp	12-0
MU's FG percent is lower than opp	6-3
MU's 3FG percent is even with or higher than 40 percent	2-0
Opponent's 3FG percent is even with or higher than 40 percent	2-1
MU shoots more FT than opponent	10-0
MU shoots fewer FT than opponent	8-3
Out-rebounded opponent	7-1
Out-rebounded by opponent	11-2
Same or fewer turnovers as opp.	18-1
More turnovers than opponent	0-2
Overtime games	1-0
In games decided by 5 pts. or less	3-1
In games decided by 6-10	5-1
In games decided by 11-15	3-1
In games decided by 16 pts. or more	7-0
vs Ranked Teams (AP or Coaches)	2-1

2024-25 Marquette Game Notes

Page 10

2024-25 Team Superlatives by Period

TEAM	FIRST HALF	SECOND HALF	OVERTIME	DOUBLE OVERTIME
Most Points	51, Stonehill (11/27/24)	54, Stony Brook (11/4/24)	18, DePaul (1/14/25) OT	
Fewest Pts. Allowed	20, Providence (12/31/24)	24, Xavier (1/18/25)	16, DePaul (1/14/25) OT	
FG Percentage	62.5, Stonehill (11/27/24)	60.0, Xavier (12/21/24)	50.0, DePaul (1/14/25) OT	
Low FG Pct. Allowed	27.3, Providence (12/31/24)	25.8, Butler (1/28/25)	75.0, DePaul (1/14/25) OT	
3-Point Percentage	53.3, Stonehill (11/27/24)	55.6, Seton Hall (1/21/25)	40.0, DePaul (1/14/25) OT	
3-Pointers Made	8, 3x Last: DePaul (1/14/25) OT	6, 3x Last: Western Caro. (11/30/24)	2, DePaul (1/14/25) OT	
FT Made	13, 2x Last: Central Mich. (11/11/24)	22, Villanova (1/24/25)	8, DePaul (1/14/25) OT	
Assists	11, DePaul (1/14/25) OT	12, 2x Last: Wisconsin (12/7/24)	2, DePaul (1/14/25) OT	
Blocks	6, Central Mich. (11/11/24)	5, 3x Last: Iowa State (12/4/24)		
Steals	13, Central Mich. (11/11/24)	10, Western Caro. (11/30/24)	1, DePaul (1/14/25) OT	
Rebounds	21, 3x Last: Xavier (12/21/24)	22, 2x Last: Creighton (1/3/25)	5, DePaul (1/14/25) OT	

2024-25 Individual Superlatives by Period

FIRST HALF

Points	20	2x Last: David Joplin, Stonehill (11/27/24)
3-pointers Made	4	David Joplin & Ben Gold, DePaul (1/14/25) OT
FT Made	6	3x (Team) Last: Chase Ross, Wisconsin (12/7/24)
Rebounds	7	2x (Team) Last: Stevie Mitchell, Butler (12/18/24)
Assists	8	Kam Jones, DePaul (1/14/25) OT

SECOND HALF

Points	19	2x Last: Kam Jones, Wisconsin (12/7/24)
3-pointers Made	5	David Joplin, George Mason (11/8/24)
FT Made	8	Stevie Mitchell, Purdue (11/19/24)
Rebounds	10	David Joplin, George Mason (11/8/24)
Assists	7	Kam Jones, Xavier (12/21/24)

FIRST OVERTIME

Points	8	David Joplin, DePaul (1/14/25) OT
3-pointers Made	2	David Joplin, DePaul (1/14/25) OT
FT Made	5	Chase Ross, DePaul (1/14/25) OT
Rebounds	2	David Joplin & Stevie Mitchell, DePaul (1/14/25) OT
Assists	2	Kam Jones, DePaul (1/14/25) OT

SECOND OVERTIME

Points		
3-pointers Made		
FT Made		
Rebounds		
Assists		

2024-25 Specialty Stats . . . (MU/Opp.)

Opponent	In Paint	Off T/O	2nd Chance	Fast Break	Bench	Deflections
Stony Brook	60/28	24/12	22/15	21/9	21/17	41
George Mason	24/24	22/8	15/6	12/13	7/19	44
Central Michigan	20/26	33/11	6/9	31/8	13/29	65
at Maryland	32/38	15/5	8/9	4/9	13/6	31
Purdue	38/22	18/8	4/4	19/4	6/16	44
vs Georgia	34/30	27/18	9/7	11/10	6/15	39
Stonehill	52/26	25/8	8/4	16/7	31/7	37
Western Caro.	46/26	26/14	8/5	29/13	37/25	52
at Iowa State	30/42	5/10	11/11	2/11	28/25	30
vs Wisconsin	44/28	18/7	19/16	6/4	10/12	25
at Dayton	26/46	12/16	10/21	4/12	4/9	25
Butler	52/24	14/3	28/7	14/2	10/25	25
at Xavier	44/30	16/4	7/9	14/6	10/5	40
at Providence	34/18	27/3	12/14	10/2	22/20	43
Creighton	36/28	21/10	9/9	12/22	15/15	36
Georgetown	24/30	20/19	12/14	12/12	9/18	45
at DePaul	30/38	18/10	10/15	20/2	0/27	38
Xavier	30/36	13/9	7/3	16/18	13/9	27
at Seton Hall	28/38	23/13	14/7	15/6	24/12	53
Villanova	38/20	16/2	7/16	16/3	16/10	26
at Butler	46/28	20/5	7/16	12/0	13/13	33
UConn						
at St. John's						
at Creighton						
DePaul						

Opponent	In Paint	Off T/O	2nd Chance	Fast Break	Bench	Deflections
Seton Hall						
at Villanova						
Providence						
at Georgetown						
at UConn						
St. John's						

This Season...

Largest halftime lead	27	Providence (12/31/24)
Largest halftime deficit	11	Xavier (1/18/25)
Largest lead in a game	42	Stony Brook (11/4/24)
Largest deficit in a game	19	Xavier (1/18/25)
Largest winning margin	40	Stony Brook (11/4/24)
Largest losing margin	11	Iowa State (12/4/24)
Largest deficit in a victory	14	Georgetown (1/7/25)
Largest lead in a loss	13	Dayton (12/14/24)
30+ point games		K. Jones (2), D. Joplin (1)
20+ point games		Kam Jones (6), D. Joplin (3), S. Mitchell (3), C. Ross (2)
10+ rebound games		K. Jones (1), D. Joplin (1), B. Gold (1)
10+ assist games		K. Jones (3)
10+ block games		
Double-doubles		K. Jones (4) D. Joplin (1), K. Jones (1)
Triple-doubles		

2024-25 Marquette Game Notes

#55 - CAMERON BROWN

2021-22 STATISTICS

	min	fg-a	3fg-a	ft-a	reb	ast	to	bk	st	pf	pts
SIUE											DNP
New Hampshire											DNP
Illinois											DNP
Ole Miss											DNP
West Virginia											DNP
St. Bonaventure											DNP
Northern Illinois											DNP
Jackson St.1	0-0	0-0	0-0	0	0	1	0	0	0	0	0
Wisconsin											DNP
Kansas St.											DNP
UCLA											DNP
Xavier											DNP
UConn											DNP
Creighton											DNP
Providence	2	0-2	0-1	0-0	0	0	0	0	0	1	0
Georgetown	2	0-0	0-0	0-0	1	0	0	0	0	0	0
DePaul											DNP
Seton Hall											DNP
Villanova											DNP
Xavier											DNP
Seton Hall											DNP
Providence											DNP
Villanova											DNP
UConn											DNP
Butler											DNP
Georgetown											DNP
Creighton											DNP
Butler											DNP
DePaul											DNP
St. John's											DNP
Creighton											DNP
UNC	1	0-0	0-0	0-0	0	0	0	0	0	0	0

2024-25 Marquette Game Notes

Page 24



Official Basketball Box Score - Final
Marquette at Butler
 01/28/25 Hinkle Fieldhouse, Indianapolis, Ind.
 2024-25 Men's Basketball

Game Time: 8:30 PM
 Game Duration: 2:04
 Attendance: 7,423

Officials: John Gaffney, Brent Hampton, Evon Burroughs

Marquette - 78													Record: 18-3 (9-1)									
NO.	Name	Min	FG		3P		FT		Rebounds			Fouls		TP	AS	TO	ST	Blocks			+/-	
			M-A	M-A	M-A	M-A	OR	DR	TOT	PF	FD	BS	BA					BB				
12	Ben Gold	F 25:54	0-2	0-2	0-0	1	6	7	0	0	0	0	0	0	0	0	0	0	0	0	0	2
23	David Joplin	F 31:29	6-11	2-6	0-0	0	3	3	4	1	14	2	0	0	0	0	0	0	0	0	0	5
1	Kam Jones	G 28:28	7-13	2-5	1-2	0	1	1	4	1	17	4	1	0	1	0	1	2	0	0	0	0
2	Chase Ross	G 36:44	4-10	0-2	4-5	1	3	4	2	6	12	4	2	2	2	0	5	0	0	0	0	5
4	Stevie Mitchell	G 33:20	9-14	2-3	2-3	2	3	5	1	4	22	3	2	1	1	1	1	6	0	0	0	6
5	Tre Norman	11:24	2-3	0-0	1-1	1	4	5	1	1	5	1	0	0	0	0	0	10	0	0	0	10
13	Royce Parham	10:46	1-3	1-3	0-0	0	0	0	2	0	3	1	0	1	0	0	0	8	0	0	0	8
10	Damarius Owens	03:51	0-0	0-0	0-0	0	0	0	0	0	0	1	0	0	0	0	0	2	0	0	0	2
7	Zaide Lowery	15:21	2-4	1-1	0-0	0	3	3	1	1	5	0	0	2	0	0	9	0	0	0	0	9
35	Caedin Hamilton	02:43	0-1	0-0	0-0	0	0	0	1	0	0	0	0	0	0	0	0	0	0	0	0	-2
Team																						
Totals			31-61	8-22	8-11	7	23	30	16	14	78	16	5	6	4	3	9					

Shooting By Period		
1 st FG%	15-32	46.9%
3PT%	4-14	28.6%
FT%	1-1	100%
2 nd FG%	16-29	55.2%
3PT%	4-8	50.0%
FT%	7-10	70%
GM FG%	31-61	50.8%
3PT%	8-22	36.4%
FT%	8-11	72.7%

Dead Ball Rebounds: 2, 0

Technical Fouls: NONE

Butler - 69													Record: 9-12 (2-8)										
NO.	Name	Min	FG		3P		FT		Rebounds			Fouls		TP	AS	TO	ST	Blocks			+/-		
			M-A	M-A	M-A	M-A	OR	DR	TOT	PF	FD	BS	BA					BB					
11	Jahmyl Telfort	F 37:52	6-13	1-5	11-11	1	3	4	2	7	24	5	1	1	1	0	0	-9					
21	Pierre Brooks	F 35:28	4-13	0-5	1-2	2	6	8	1	1	9	2	1	1	0	1	-6						
22	Patrick McCaffery	F 35:05	4-8	2-3	2-3	3	1	4	2	2	12	1	1	0	0	1	-1						
13	Finley Bizjack	G 27:20	3-7	2-5	0-0	0	2	2	2	1	8	1	1	0	1	0	-2						
14	Landon Moore	G 28:17	1-6	0-1	1-2	1	2	3	3	3	3	5	2	0	1	1	-2						
23	Andre Screen	15:44	3-4	0-0	0-0	3	6	9	2	2	6	0	3	0	0	0	-12						
12	Kolby King	20:14	3-8	1-3	0-0	0	2	2	2	0	7	2	1	0	0	1	-13						
Team																							
Totals			24-59	6-22	15-18	12	23	35	14	16	69	16	12	2	3	4	-9						

Shooting By Period		
1 st FG%	16-28	57.1%
3PT%	5-10	50.0%
FT%	5-6	83.3%
2 nd FG%	8-31	25.8%
3PT%	1-12	8.3%
FT%	10-12	83.3%
GM FG%	24-59	40.7%
3PT%	6-22	27.3%
FT%	15-18	83.3%

Dead Ball Rebounds: 3, 1

Technical Fouls: NONE

	MU	Butler
Biggest lead	11 (2 nd 1:42)	10 (1 st 2:27)
Best Scoring Run	8 (2 nd 17:47)	14 (1 st 15:25)
Lead Changes	4	
Times Tied	1	
Time with Lead	15:35	23:35

Points from	MU	Butler
Turnovers	20	5
Paint	46	28
Second Chance	7	16
Fast Breaks	12	0
Bench	13	13

Period by Period Scoring			
	1st	2nd	TOT
MU	35	43	78
Butler	42	27	69





**Marquette Men's Basketball
Individual Career Summaries
All games**

AMADOU, AI

				Field Goals		3-Point		F-Throws		Rebounds									Scoring	
SEASON	TEAM	GP-GS	MIN/AVG	FG-FGA	FG%	3FG-3FGA	3FG%	FT-FTA	FT%	OFF	DEF	TOT	AVG	PF-FO	A	TO	BLK	STL	PTS	AVG
2023-24	Marq	14-0	52/3.7	8-12	.667	0-1	.000	1-4	.250	3	3	6	0.4	12-0	4	3	3	0	17	1.2
TOTAL		14-0	52/3.7	8-12	.667	0-1	.000	1-4	.250	3	3	6	0.4	12-0	4	3	3	0	17	1.2

Single Game Highs

Statistic	Value	
Points	6	vs Southern U. 11/28/23
Rebounds	4	vs Southern U. 11/28/23
Assists	1	4 times
Blocks	2	vs Southern U. 11/28/23
FG Made	3	vs Southern U. 11/28/23
FG Attempts	4	vs Southern U. 11/28/23, vs DePaul 02/21/24
3FG Attempts	1	vs Southern U. 11/28/23
FT Made	1	at Georgetown 02/03/24
FT Attempts	2	at Georgetown 02/03/24

ANDERSON, Jack

				Field Goals		3-Point		F-Throws		Rebounds									Scoring	
SEASON	TEAM	GP-GS	MIN/AVG	FG-FGA	FG%	3FG-3FGA	3FG%	FT-FTA	FT%	OFF	DEF	TOT	AVG	PF-FO	A	TO	BLK	STL	PTS	AVG
2021-22	Key	24-24	882/36.7	176-365	.482	69-169	.408	38-44	.864	26	68	94	3.9	42-1	41	45	7	14	459	19.1
2022-23	Key	26-26	1006/38.7	175-358	.489	81-194	.418	75-90	.833	20	89	109	4.2	63-1	104	58	10	34	506	19.5
2023-24	Key	25-25	828/33.1	176-399	.441	71-178	.399	113-130	.869	27	76	103	4.1	58-0	45	59	7	19	536	21.4
2024-25	Marq	3-0	7/2.3	0-3	.000	0-0	.000	0-0	.000	1	1	2	0.7	0-0	0	0	0	0	0	0.0
TOTAL FOR Marq		3-0	7/2.3	0-3	.000	0-0	.000	0-0	.000	1	1	2	0.7	0-0	0	0	0	0	0	0.0
TOTAL		78-75	2722/34.9	527-1125	.468	221-541	.409	226-264	.856	74	234	308	3.9	163-2	190	162	24	67	1501	19.2

Single Game Highs

Statistic	Value	
Points	49	vs Marywood 11/29/22
Rebounds	11	at Valley Forge 01/07/23
Assists	8	vs Cairn 01/18/23
Steals	4	vs Alfred St. 12/10/22, at Bryn Athyn 02/11/23
Blocks	2	vs Valley Forge 02/04/23, at Bryn Athyn 02/11/23, vs Penn St.-Berks 11/20/23
FG Made	19	vs Marywood 11/29/22
FG Attempts	27	vs Marywood 11/29/22
3FG Made	8	vs Marywood 11/29/22
3FG Attempts	15	vs Clarks Summit 01/24/24
FT Made	11	at Moravian 12/16/23
FT Attempts	12	at Bryn Athyn 01/31/24



**Marquette Men's Basketball
Individual Career Summaries
All games**

BROWN, Cameron

				Field Goals		3-Point		F-Throws		Rebounds								Scoring		
SEASON	TEAM	GP-GS	MIN/AVG	FG-FGA	FG%	3FG-3FGA	3FG%	FT-FTA	FT%	OFF	DEF	TOT	AVG	PF-FO	A	TO	BLK	STL	PTS	AVG
2021-22	Marq	4-0	6/1.5	0-2	.000	0-1	.000	0-0	.000	0	1	1	0.3	1-0	0	1	0	0	0	0.0
2023-24	Marq	11-0	16/1.5	1-7	.143	1-3	.333	0-0	.000	1	1	2	0.2	1-0	0	0	0	0	3	0.3
2024-25	Marq	3-0	5/1.5	0-0	.000	0-0	.000	2-2	1.000	0	1	1	0.3	0-0	0	0	0	0	2	0.7
TOTAL		18-0	27/1.5	1-9	.111	1-4	.250	2-2	1.000	1	3	4	0.2	2-0	0	1	0	0	5	0.3

Single Game Highs

Statistic	Value	
Points	3	vs Rider 11/10/23
Rebounds	1	4 times
FG Made	1	vs Rider 11/10/23
FG Attempts	2	vs Providence 01/04/22
3FG Made	1	vs Rider 11/10/23
3FG Attempts	1	4 times
FT Made	2	vs Stony Brook 11/04/24
FT Attempts	2	vs Stony Brook 11/04/24

CIARDO, Jake

				Field Goals		3-Point		F-Throws		Rebounds								Scoring		
SEASON	TEAM	GP-GS	MIN/AVG	FG-FGA	FG%	3FG-3FGA	3FG%	FT-FTA	FT%	OFF	DEF	TOT	AVG	PF-FO	A	TO	BLK	STL	PTS	AVG
2022-23	Marq	5-0	5/1.1	0-1	.000	0-0	.000	0-0	.000	0	0	0	0.0	0-0	0	0	0	0	0	0.0
2024-25	Marq	3-0	5/1.5	1-4	.250	0-3	.000	0-0	.000	1	2	3	1.0	0-0	0	0	0	0	2	0.7
TOTAL		8-0	10/1.2	1-5	.200	0-3	.000	0-0	.000	1	2	3	0.4	0-0	0	0	0	0	2	0.3

Single Game Highs

Statistic	Value	
Points	2	vs Western Caro. 11/30/24
Rebounds	2	vs Western Caro. 11/30/24
FG Made	1	vs Western Caro. 11/30/24
FG Attempts	3	vs Western Caro. 11/30/24
3FG Attempts	2	vs Western Caro. 11/30/24



**Marquette Men's Basketball
Individual Career Summaries
All games**

GOLD, Ben

SEASON	TEAM	GP-GS	MIN/AVG	Field Goals		3-Point		F-Throws		Rebounds									Scoring	
				FG-FGA	FG%	3FG-3FGA	3FG%	FT-FTA	FT%	OFF	DEF	TOT	AVG	PF-FO	A	TO	BLK	STL	PTS	AVG
2022-23	Marq	36-0	286/7.9	36-83	.434	15-50	.300	9-13	.692	19	18	37	1.0	30-0	8	14	18	11	96	2.7
2023-24	Marq	37-2	621/16.8	67-150	.447	42-117	.359	9-17	.529	27	83	110	3.0	70-0	24	17	16	16	185	5.0
2024-25	Marq	21-21	553/26.3	55-130	.423	38-101	.376	20-25	.800	29	67	96	4.6	42-1	21	21	18	8	168	8.0
TOTAL		94-23	1459/15.5	158-363	.435	95-268	.354	38-55	.691	75	168	243	2.6	142-1	53	52	52	35	449	4.8

Single Game Highs

Statistic	Value	
Points	14	at DePaul 01/14/25, vs Georgia 11/23/24
Rebounds	13	vs Xavier 01/18/25
Assists	4	vs Wisconsin 12/07/24, vs Western Caro. 11/30/24
Steals	4	vs Georgetown 01/07/25
Blocks	4	vs George Mason 11/08/24, vs Georgetown 01/07/25
FG Made	5	vs Western Caro. 11/30/24, at DePaul 01/14/25
FG Attempts	11	at Creighton 03/02/24, vs Western Caro. 11/30/24
3FG Made	4	at DePaul 01/14/25, vs Georgia 11/23/24
3FG Attempts	9	vs Georgia 11/23/24, vs Central Mich. 11/11/24
FT Made	5	vs Villanova 01/24/25
FT Attempts	6	vs Villanova 01/24/25

HAMILTON, Caedin

SEASON	TEAM	GP-GS	MIN/AVG	Field Goals		3-Point		F-Throws		Rebounds									Scoring	
				FG-FGA	FG%	3FG-3FGA	3FG%	FT-FTA	FT%	OFF	DEF	TOT	AVG	PF-FO	A	TO	BLK	STL	PTS	AVG
2024-25	Marq	19-0	130/6.8	14-33	.424	0-7	.000	8-15	.533	12	13	25	1.3	20-0	12	5	4	2	36	1.9
TOTAL		19-0	130/6.8	14-33	.424	0-7	.000	8-15	.533	12	13	25	1.3	20-0	12	5	4	2	36	1.9

Single Game Highs

Statistic	Value	
Points	9	vs Western Caro. 11/30/24
Rebounds	4	at Maryland 11/15/24, at Seton Hall 01/21/25
Assists	4	vs Stonehill 11/27/24
Steals	1	vs Stonehill 11/27/24, at Providence 12/31/24
Blocks	2	vs George Mason 11/08/24
FG Made	4	vs Western Caro. 11/30/24
FG Attempts	6	vs Western Caro. 11/30/24
3FG Attempts	2	vs Western Caro. 11/30/24
FT Made	3	at Seton Hall 01/21/25
FT Attempts	7	at Seton Hall 01/21/25



**Marquette Men's Basketball
Individual Career Summaries
All games**

JONES, Kam

SEASON	TEAM	GP-GS	MIN/AVG	Field Goals		3-Point		F-Throws		Rebounds				Scoring						
				FG-FGA	FG%	3FG-3FGA	3FG%	FT-FTA	FT%	OFF	DEF	TOT	AVG	PF-FO	A	TO	BLK	STL	PTS	AVG
2021-22	Marq	31-7	573/18.5	81-195	.415	56-143	.392	11-18	.611	8	36	44	1.4	46-1	36	24	3	23	229	7.4
2022-23	Marq	36-36	1073/29.8	201-435	.462	100-278	.360	40-61	.656	8	120	128	3.6	50-0	72	36	5	50	542	15.1
2023-24	Marq	36-36	1046/29.1	235-469	.501	95-234	.406	55-76	.724	16	88	104	2.9	72-1	87	49	2	41	620	17.2
2024-25	Marq	21-21	697/33.2	160-323	.495	37-113	.327	39-55	.709	17	80	97	4.6	45-0	133	37	5	33	396	18.9
TOTAL		124-100	3389/27.3	677-1422	.476	288-768	.375	145-210	.690	49	324	373	3.0	213-2	328	146	15	147	1787	14.4

Single Game Highs

Statistic	Value	
Points	34	vs Xavier 02/25/24, vs DePaul 02/21/24
Rebounds	13	vs Purdue 11/19/24
Assists	11	at DePaul 01/14/25
Steals	4	vs Rider 11/10/23, vs Wisconsin 12/07/24, at St. John's (NY) 03/09/23
Blocks	1	15 times
FG Made	14	vs Stony Brook 11/04/24
FG Attempts	24	vs Butler 12/18/24
3FG Made	8	vs DePaul 02/21/24
3FG Attempts	13	at St. John's (NY) 03/09/23
FT Made	6	vs Xavier 02/25/24
FT Attempts	8	at Maryland 11/15/24

JONES, Sean

SEASON	TEAM	GP-GS	MIN/AVG	Field Goals		3-Point		F-Throws		Rebounds				Scoring						
				FG-FGA	FG%	3FG-3FGA	3FG%	FT-FTA	FT%	OFF	DEF	TOT	AVG	PF-FO	A	TO	BLK	STL	PTS	AVG
2022-23	Marq	33-0	403/12.2	43-103	.417	13-41	.317	21-33	.636	4	23	27	0.8	34-0	35	27	0	16	120	3.6
2023-24	Marq	16-0	259/16.2	33-79	.418	9-35	.257	18-24	.750	4	20	24	1.5	28-0	32	18	0	15	93	5.8
TOTAL		49-0	662/13.5	76-182	.418	22-76	.289	39-57	.684	8	43	51	1.0	62-0	67	45	0	31	213	4.3

Single Game Highs

Statistic	Value	
Points	15	vs Creighton 12/30/23
Rebounds	4	vs Rider 11/10/23, vs Southern U. 11/28/23
Assists	6	vs Rider 11/10/23
Steals	3	vs UConn 01/11/23
FG Made	5	vs Creighton 12/30/23
FG Attempts	8	vs Central Mich. 11/10/22, vs Southern U. 11/28/23, vs Creighton 12/30/23
3FG Made	3	vs Seton Hall 12/27/22, vs Creighton 12/30/23
3FG Attempts	5	vs LIU 11/17/22, vs UCLA 11/20/23, vs Creighton 12/30/23
FT Made	4	vs Georgia Tech 11/23/22, at St. John's (NY) 01/03/23
FT Attempts	6	vs Georgia Tech 11/23/22



**Marquette Men's Basketball
Individual Career Summaries
All games**

JOPLIN, David

SEASON	TEAM	GP-GS	MIN/AVG	Field Goals		3-Point		F-Throws		Rebounds				Other				Scoring		
				FG-FGA	FG%	3FG-3FGA	3FG%	FT-FTA	FT%	OFF	DEF	TOT	AVG	PF-FO	A	TO	BLK	STL	PTS	AVG
2021-22	Marq	32-0	224/7.0	34-88	.386	17-59	.288	5-10	.500	7	21	28	0.9	19-0	7	12	8	3	90	2.8
2022-23	Marq	36-0	685/19.0	113-269	.420	67-168	.399	39-48	.813	29	87	116	3.2	68-1	29	46	11	22	332	9.2
2023-24	Marq	37-37	1025/27.7	141-341	.413	72-203	.355	47-69	.681	27	118	145	3.9	68-0	22	44	34	31	401	10.8
2024-25	Marq	21-21	682/32.5	106-256	.414	44-147	.299	50-61	.820	25	84	109	5.2	50-0	29	34	23	24	306	14.6
TOTAL		126-58	2616/20.8	394-954	.413	200-577	.347	141-188	.750	88	310	398	3.2	205-1	87	136	76	80	1129	9.0

Single Game Highs

Statistic	Value	
Points	30	at DePaul 01/14/25
Rebounds	11	vs Western Ky. 03/22/24
Assists	4	at Butler 02/28/23, at Georgetown 02/03/24, vs Xavier 01/18/25
Steals	5	at Butler 02/28/23
Blocks	3	4 times
FG Made	10	at DePaul 01/28/23, vs Stonehill 11/27/24
FG Attempts	18	vs George Mason 11/08/24, vs Xavier 01/18/25
3FG Made	8	at DePaul 01/28/23
3FG Attempts	13	at DePaul 01/14/25
FT Made	6	vs George Mason 11/08/24, vs Central Mich. 11/11/24, vs Butler 12/18/24
FT Attempts	11	at DePaul 01/14/25

LOWERY, Zaide

SEASON	TEAM	GP-GS	MIN/AVG	Field Goals		3-Point		F-Throws		Rebounds				Other				Scoring		
				FG-FGA	FG%	3FG-3FGA	3FG%	FT-FTA	FT%	OFF	DEF	TOT	AVG	PF-FO	A	TO	BLK	STL	PTS	AVG
2023-24	Marq	31-0	295/9.5	16-49	.327	9-29	.310	9-14	.643	13	30	43	1.4	27-0	9	10	3	9	50	1.6
2024-25	Marq	18-0	243/13.5	22-48	.458	11-31	.355	3-4	.750	10	32	42	2.3	12-0	4	8	0	15	58	3.2
TOTAL		49-0	538/11.0	38-97	.392	20-60	.333	12-18	.667	23	62	85	1.7	39-0	13	18	3	24	108	2.2

Single Game Highs

Statistic	Value	
Points	11	at Providence 12/31/24
Rebounds	7	vs Southern U. 11/28/23
Assists	2	vs NIU 11/06/23, at Villanova 01/30/24
Steals	3	at Providence 12/31/24
Blocks	2	at Creighton 03/02/24
FG Made	4	at Providence 12/31/24
FG Attempts	7	at Providence 12/31/24, vs Creighton 01/03/25
3FG Made	3	at Providence 12/31/24
3FG Attempts	6	vs Creighton 01/03/25
FT Made	6	vs Southern U. 11/28/23
FT Attempts	8	vs Southern U. 11/28/23



**Marquette Men's Basketball
Individual Career Summaries
All games**

LUCAS, Jonah

				Field Goals		3-Point		F-Throws		Rebounds								Scoring		
SEASON	TEAM	GP-GS	MIN/AVG	FG-FGA	FG%	3FG-3FGA	3FG%	FT-FTA	FT%	OFF	DEF	TOT	AVG	PF-FO	A	TO	BLK	STL	PTS	AVG
2022-23	Marq	8-0	8/0.9	1-3	.333	0-2	.000	0-0	.000	2	2	4	0.5	0-0	1	0	0	0	2	0.3
2023-24	Marq	11-0	15/1.4	2-7	.286	2-6	.333	0-0	.000	0	0	0	0.0	2-0	0	2	0	0	6	0.5
2024-25	Marq	3-0	5/1.5	0-2	.000	0-1	.000	0-0	.000	0	1	1	0.3	0-0	0	0	0	0	0	0.0
TOTAL		22-0	27/1.2	3-12	.250	2-9	.222	0-0	.000	2	3	5	0.2	2-0	1	2	0	0	8	0.4

Single Game Highs

Statistic	Value	
Points	3	vs Xavier 02/25/24, vs Providence 02/28/24
Rebounds	2	at DePaul 01/28/23
Assists	1	vs Central Mich. 11/10/22
FG Made	1	vs Xavier 02/25/24, vs Providence 02/28/24, at DePaul 01/28/23
FG Attempts	2	vs Xavier 02/25/24
3FG Made	1	vs Xavier 02/25/24, vs Providence 02/28/24
3FG Attempts	1	9 times

MITCHELL, Stevie

				Field Goals		3-Point		F-Throws		Rebounds								Scoring		
SEASON	TEAM	GP-GS	MIN/AVG	FG-FGA	FG%	3FG-3FGA	3FG%	FT-FTA	FT%	OFF	DEF	TOT	AVG	PF-FO	A	TO	BLK	STL	PTS	AVG
2021-22	Marq	32-0	329/10.3	34-72	.472	7-20	.350	14-25	.560	9	35	44	1.4	44-1	30	21	3	22	89	2.8
2022-23	Marq	36-36	841/23.4	94-204	.461	21-70	.300	45-60	.750	29	76	105	2.9	86-3	37	25	4	60	254	7.1
2023-24	Marq	33-33	869/26.3	112-217	.516	18-68	.265	49-64	.766	47	89	136	4.1	66-0	28	26	5	62	291	8.8
2024-25	Marq	21-21	580/27.6	90-171	.526	18-43	.419	57-76	.750	39	55	94	4.5	47-1	34	20	3	54	255	12.1
TOTAL		122-90	2619/21.5	330-664	.497	64-201	.318	165-225	.733	124	255	379	3.1	243-5	129	92	15	198	889	7.3

Single Game Highs

Statistic	Value	
Points	22	at Butler 01/28/25
Rebounds	9	4 times
Assists	6	vs Stony Brook 11/04/24
Steals	6	vs Xavier 02/15/23
Blocks	3	vs Western Ky. 03/22/24
FG Made	9	at Butler 01/28/25
FG Attempts	17	vs Creighton 01/03/25
3FG Made	3	at Villanova 12/31/22
3FG Attempts	9	vs Creighton 01/03/25
FT Made	8	vs Purdue 11/19/24
FT Attempts	8	vs Villanova 01/24/25, vs Purdue 11/19/24



**Marquette Men's Basketball
Individual Career Summaries
All games**

NORMAN, Tre

				Field Goals		3-Point		F-Throws		Rebounds								Scoring		
SEASON	TEAM	GP-GS	MIN/AVG	FG-FGA	FG%	3FG-3FGA	3FG%	FT-FTA	FT%	OFF	DEF	TOT	AVG	PF-FO	A	TO	BLK	STL	PTS	AVG
2023-24	Marq	34-0	306/9.0	28-74	.378	7-37	.189	5-9	.556	11	31	42	1.2	36-2	15	11	3	14	68	2.0
2024-25	Marq	21-0	220/10.5	14-40	.350	4-21	.190	4-11	.364	7	26	33	1.6	24-0	12	13	2	8	36	1.7
TOTAL		55-0	527/9.6	42-114	.368	11-58	.190	9-20	.450	18	57	75	1.4	60-2	27	24	5	22	104	1.9

Single Game Highs

Statistic	Value	
Points	9	vs UConn 03/06/24
Rebounds	6	vs Georgetown 12/22/23
Assists	3	vs Southern U. 11/28/23
Steals	2	4 times
Blocks	1	5 times
FG Made	3	vs DePaul 02/21/24, vs Providence 02/28/24, vs UConn 03/06/24
FG Attempts	6	vs DePaul 02/21/24
3FG Made	2	vs Providence 02/28/24
3FG Attempts	4	at Creighton 03/02/24, vs Butler 12/18/24
FT Made	2	vs UConn 03/06/24, vs Georgetown 01/07/25
FT Attempts	3	vs UConn 03/06/24, vs Georgetown 01/07/25

O'MALLEY, Casey

				Field Goals		3-Point		F-Throws		Rebounds								Scoring		
SEASON	TEAM	GP-GS	MIN/AVG	FG-FGA	FG%	3FG-3FGA	3FG%	FT-FTA	FT%	OFF	DEF	TOT	AVG	PF-FO	A	TO	BLK	STL	PTS	AVG
2023-24	Marq	9-0	13/1.4	0-6	.000	0-3	.000	0-0	.000	1	1	2	0.2	2-0	1	2	0	1	0	0.0
2024-25	Marq	3-0	5/1.5	0-1	.000	0-0	.000	0-0	.000	0	0	0	0.0	0-0	0	0	0	1	0	0.0
TOTAL		12-0	18/1.5	0-7	.000	0-3	.000	0-0	.000	1	1	2	0.2	2-0	1	2	0	2	0	0.0

Single Game Highs

Statistic	Value	
Rebounds	1	vs Georgetown 12/22/23, vs Providence 02/28/24
Assists	1	vs Providence 02/28/24
Steals	1	vs Rider 11/10/23, vs Western Caro. 11/30/24
FG Attempts	2	vs DePaul 02/21/24
3FG Attempts	1	vs Southern U. 11/28/23, at Georgetown 02/03/24, vs DePaul 02/21/24



**Marquette Men's Basketball
Individual Career Summaries
All games**

OWENS, Damarius

				Field Goals		3-Point		F-Throws		Rebounds									Scoring	
SEASON	TEAM	GP-GS	MIN/AVG	FG-FGA	FG%	3FG-3FGA	3FG%	FT-FTA	FT%	OFF	DEF	TOT	AVG	PF-FO	A	TO	BLK	STL	PTS	AVG
2024-25	Marq	18-0	182/10.1	19-47	.404	9-19	.474	15-17	.882	8	15	23	1.3	18-0	9	11	4	9	62	3.4
TOTAL		18-0	182/10.1	19-47	.404	9-19	.474	15-17	.882	8	15	23	1.3	18-0	9	11	4	9	62	3.4

Single Game Highs

Statistic	Value	
Points	14	vs Stonehill 11/27/24
Rebounds	4	vs Wisconsin 12/07/24, vs Western Caro. 11/30/24, vs Stonehill 11/27/24
Assists	2	vs Stonehill 11/27/24
Steals	2	vs Western Caro. 11/30/24, vs Georgetown 01/07/25
Blocks	1	4 times
FG Made	5	vs Stonehill 11/27/24
FG Attempts	8	at Iowa St. 12/04/24, vs Stonehill 11/27/24
3FG Made	3	at Iowa St. 12/04/24, vs Stonehill 11/27/24
3FG Attempts	4	at Iowa St. 12/04/24
FT Made	6	at Seton Hall 01/21/25
FT Attempts	6	at Seton Hall 01/21/25

PARHAM, Royce

				Field Goals		3-Point		F-Throws		Rebounds									Scoring	
SEASON	TEAM	GP-GS	MIN/AVG	FG-FGA	FG%	3FG-3FGA	3FG%	FT-FTA	FT%	OFF	DEF	TOT	AVG	PF-FO	A	TO	BLK	STL	PTS	AVG
2024-25	Marq	21-0	279/13.3	43-109	.394	17-61	.279	9-15	.600	23	15	38	1.8	25-0	5	9	7	15	112	5.3
TOTAL		21-0	279/13.3	43-109	.394	17-61	.279	9-15	.600	23	15	38	1.8	25-0	5	9	7	15	112	5.3

Single Game Highs

Statistic	Value	
Points	17	at Iowa St. 12/04/24
Rebounds	4	at Iowa St. 12/04/24
Assists	1	5 times
Steals	3	vs Stonehill 11/27/24
Blocks	2	vs Central Mich. 11/11/24
FG Made	7	at Iowa St. 12/04/24
FG Attempts	12	at Iowa St. 12/04/24
3FG Made	3	at Iowa St. 12/04/24
3FG Attempts	7	at Iowa St. 12/04/24, vs Western Caro. 11/30/24
FT Made	2	4 times
FT Attempts	3	vs Central Mich. 11/11/24



**Marquette Men's Basketball
Individual Career Summaries
All games**

ROSS, Chase

SEASON	TEAM	GP-GS	MIN/AVG	Field Goals		3-Point		F-Throws		Rebounds				Other				Scoring		
				FG-FGA	FG%	3FG-3FGA	3FG%	FT-FTA	FT%	OFF	DEF	TOT	AVG	PF-FO	A	TO	BLK	STL	PTS	AVG
2022-23	Marq	36-0	589/16.4	60-132	.455	20-62	.323	27-35	.771	14	47	61	1.7	67-1	27	23	5	40	167	4.6
2023-24	Marq	32-10	698/21.8	65-153	.425	25-69	.362	41-57	.719	15	84	99	3.1	60-1	21	26	14	41	196	6.1
2024-25	Marq	21-21	634/30.2	73-156	.468	23-65	.354	61-80	.763	22	61	83	4.0	46-0	47	24	16	45	230	11.0
TOTAL		89-31	1921/21.6	198-441	.449	68-196	.347	129-172	.750	51	192	243	2.7	173-2	95	73	35	126	593	6.7

Single Game Highs

Statistic	Value	
Points	27	vs Georgetown 01/07/25
Rebounds	8	vs Notre Dame 12/09/23, vs Wisconsin 12/07/24, vs Stony Brook 11/04/24
Assists	4	6 times
Steals	6	vs Georgetown 01/07/25
Blocks	2	9 times
FG Made	9	vs Stony Brook 11/04/24
FG Attempts	12	vs Georgetown 01/07/25
3FG Made	4	vs Georgetown 01/07/25
3FG Attempts	6	vs Villanova 03/14/24, vs Georgetown 01/07/25
FT Made	9	vs Georgetown 01/07/25
FT Attempts	10	at DePaul 01/14/25, vs Georgetown 01/07/25



2024-25 Marquette Men's Basketball Combined Team Statistics All games

Game Records

Record	Overall	Home	Away	Neutral
ALL GAMES	18-3	11-1	6-2	1-0
CONFERENCE	9-1	4-1	5-0	0-0
NON-CONFERENCE	9-2	7-0	1-2	1-0

Score by Periods

Team	1st	2nd	OT	TOT
Marquette	778	867	18	1663
Opponents	677	713	16	1406

Team Box Score

No.	Player				Total		3-Point		F-Throw		Rebounds											
		GP-GS	MIN	AVG	FG-FGA	FG%	3FG-3FGA	3FG%	FT-FTA	FT%	OFF	DEF	TOT	AVG	PF	DQ	A	TO	BLK	STL	PTS	AVG
1	JONES, Kam	21-21	697:04	33.2	160-323	.495	37-113	.327	39-55	.709	17	80	97	4.6	45	0	133	37	5	33	396	18.9
23	JOPLIN, David	21-21	681:54	32.5	106-256	.414	44-147	.299	50-61	.820	25	84	109	5.2	50	0	29	34	23	24	306	14.6
4	MITCHELL, Stevie	21-21	579:45	27.6	90-171	.526	18-43	.419	57-76	.750	39	55	94	4.5	47	1	34	20	3	54	255	12.1
2	ROSS, Chase	21-21	633:46	30.2	73-156	.468	23-65	.354	61-80	.763	22	61	83	4.0	46	0	47	24	16	45	230	11.0
12	GOLD, Ben	21-21	552:54	26.3	55-130	.423	38-101	.376	20-25	.800	29	67	96	4.6	42	1	21	21	18	8	168	8.0
13	PARHAM, Royce	21-0	278:39	13.3	43-109	.394	17-61	.279	9-15	.600	23	15	38	1.8	25	0	5	9	7	15	112	5.3
10	OWENS, Damarius	18-0	181:53	10.1	19-47	.404	9-19	.474	15-17	.882	8	15	23	1.3	18	0	9	11	4	9	62	3.4
7	LOWERY, Zaide	18-0	243:11	13.5	22-48	.458	11-31	.355	3-4	.750	10	32	42	2.3	12	0	4	8	0	15	58	3.2
35	HAMILTON, Caedin	19-0	130:05	6.8	14-33	.424	0-7	.000	8-15	.533	12	13	25	1.3	20	0	12	5	4	2	36	1.9
5	NORMAN, Tre	21-0	220:25	10.5	14-40	.350	4-21	.190	4-11	.364	7	26	33	1.6	24	0	12	13	2	8	36	1.7
55	BROWN, Cameron	3-0	04:37	1.5	0-0	.000	0-0	.000	2-2	1.000	0	1	1	0.3	0	0	0	0	0	0	2	0.7
54	CIARDO, Jake	3-0	04:37	1.5	1-4	.250	0-3	.000	0-0	.000	1	2	3	1.0	0	0	0	0	0	0	2	0.7
25	ANDERSON, Jack	3-0	06:57	2.3	0-3	.000	0-0	.000	0-0	.000	1	1	2	0.7	0	0	0	0	0	0	0	0.0
41	LUCAS, Jonah	3-0	04:37	1.5	0-2	.000	0-1	.000	0-0	.000	0	1	1	0.3	0	0	0	0	0	0	0	0.0
40	O'MALLEY, Casey	3-0	04:37	1.5	0-1	.000	0-0	.000	0-0	.000	0	0	0	0.0	0	0	0	0	0	1	0	0.0
Team											36	29	65				5					
Total		21	4225		597-1323	.451	201-612	.328	268-361	.742	230	482	712	33.9	329	2	306	187	82	214	1663	79.2
Opponents		21	4225		507-1161	.437	145-477	.304	247-340	.726	206	531	737	35.1	321	4	314	336	55	117	1406	67.0

Team Statistics

	MARQ	OPP
Scoring	1663	1406
Points per game	79.2	67.0
Scoring margin	+12.2	-
Field goals-att	597-1323	507-1161
Field goal pct	.451	.437
3 point fg-att	201-612	145-477
3-point FG pct	.328	.304
3-pt FG made per game	9.6	6.9
Free throws-att	268-361	247-340
Free throw pct	.742	.726
F-Throws made per game	12.8	11.8
Rebounds	712	737
Rebounds per game	33.9	35.1
Rebounding margin	-1.2	-
Assists	306	314
Assists per game	14.6	15.0
Turnovers	187	336
Turnovers per game	8.9	16.0
Turnover margin	+7.1	-
Assist/turnover ratio	1.6	0.9
Steals	214	117
Steals per game	10.2	5.6
Blocks	82	55
Blocks per game	3.9	2.6
Winning streak	3	-
Home win streak	1	-
Attendance	182823	87845
Home games-Avg/Game	12-15235	8-10981
Neutral site-Avg/Game	-	1-822

Team Results

Date	Opponent		Score	Att.
11/04/2024	Stony Brook	W	102-62	14546
11/08/2024	George Mason	W	82-63	3750
11/11/2024	Central Mich.	W	70-62	14757
11/15/2024	at Maryland	W	78-74	16124
11/19/2024	Purdue	W	76-58	16801
11/23/2024	vs Georgia	W	80-69	822
11/27/2024	Stonehill	W	94-59	14715
11/30/2024	Western Caro.	W	94-62	15442
12/04/2024	at Iowa St.	L	70-81	14267
12/07/2024	Wisconsin	W	88-74	18107
12/14/2024	at Dayton	L	63-71	13407
12/18/2024	Butler	W	80-70	15770
12/21/2024	at Xavier	W	72-70	10452
12/31/2024	at Providence	W	78-50	11604
01/03/2025	Creighton	W	79-71	17756
01/07/2025	Georgetown	W	74-66	15756
01/14/2025	at DePaul	Wot	85-83	6416
01/18/2025	Xavier	L	57-59	17881
01/21/2025	at Seton Hall	W	76-59	8152
01/24/2025	Villanova	W	87-74	17542
01/28/2025	at Butler	W	78-69	7423



2024-25 Marquette Men's Basketball Combined Team Statistics In Conference games

Game Records

Record	Overall	Home	Away	Neutral
ALL GAMES	9-1	4-1	5-0	0-0
CONFERENCE	9-1	4-1	5-0	0-0
NON-CONFERENCE	0-0	0-0	0-0	0-0

Score by Periods

Team	1st	2nd	OT	TOT
Marquette	341	407	18	766
Opponents	314	341	16	671

Team Box Score

No.	Player				Total		3-Point		F-Throw		Rebounds											
		GP-GS	MIN	AVG	FG-FGA	FG%	3FG-3FGA	3FG%	FT-FTA	FT%	OFF	DEF	TOT	AVG	PF	DQ	A	TO	BLK	STL	PTS	AVG
1	JONES, Kam	10-10	348:51	34.9	72-169	.426	16-62	.258	15-23	.652	9	36	45	4.5	16	0	63	21	2	15	175	17.5
23	JOPLIN, David	10-10	340:05	34.0	53-128	.414	19-68	.279	25-32	.781	13	37	50	5.0	31	0	18	11	12	11	150	15.0
4	MITCHELL, Stevie	10-10	289:44	29.0	48-92	.522	9-25	.360	26-32	.813	19	34	53	5.3	24	1	19	9	1	29	131	13.1
2	ROSS, Chase	10-10	309:37	31.0	30-73	.411	10-32	.313	34-45	.756	9	24	33	3.3	21	0	21	11	10	19	104	10.4
12	GOLD, Ben	10-10	286:28	28.6	25-53	.472	17-39	.436	7-10	.700	15	39	54	5.4	17	0	4	10	9	5	74	7.4
13	PARHAM, Royce	10-0	118:30	11.8	20-46	.435	8-22	.364	4-4	1.000	14	4	18	1.8	10	0	2	5	4	4	52	5.2
7	LOWERY, Zaide	9-0	105:29	11.7	13-26	.500	8-17	.471	0-0	.000	3	13	16	1.8	7	0	0	2	0	9	34	3.8
5	NORMAN, Tre	10-0	103:57	10.4	7-22	.318	3-13	.231	3-5	.600	7	15	22	2.2	12	0	6	7	1	2	20	2.0
10	OWENS, Damarius	10-0	84:53	8.5	5-21	.238	2-9	.222	7-8	.875	4	5	9	0.9	6	0	5	3	1	5	19	1.9
35	HAMILTON, Caedin	8-0	37:26	4.7	2-8	.250	0-1	.000	3-7	.429	3	6	9	1.1	4	0	2	0	1	1	7	0.9
Team											18	12	30				1					
Total		10	2025		275-638	.431	92-288	.319	124-166	.747	114	225	339	33.9	148	1	140	80	41	100	766	76.6
Opponents		10	2025		239-546	.438	69-230	.300	124-164	.756	96	263	359	35.9	153	1	147	157	34	54	671	67.1

Team Statistics

	MARQ	OPP
Scoring	766	671
Points per game	76.6	67.1
Scoring margin	+9.5	-
Field goals-att	275-638	239-546
Field goal pct	.431	.438
3 point fg-att	92-288	69-230
3-point FG pct	.319	.300
3-pt FG made per game	9.2	6.9
Free throws-att	124-166	124-164
Free throw pct	.747	.756
F-Throws made per game	12.4	12.4
Rebounds	339	359
Rebounds per game	33.9	35.9
Rebounding margin	-2.0	-
Assists	140	147
Assists per game	14.0	14.7
Turnovers	80	157
Turnovers per game	8.0	15.7
Turnover margin	+7.7	-
Assist/turnover ratio	1.8	0.9
Steals	100	54
Steals per game	10.0	5.4
Blocks	41	34
Blocks per game	4.1	3.4
Winning streak	3	-
Home win streak	1	-
Attendance	84705	44047
Home games-Avg/Game	5-16941	5-8809
Neutral site-Avg/Game	-	0-0

Team Results

Date	Opponent		Score	Att.
12/18/2024	Butler	W	80-70	15770
12/21/2024	at Xavier	W	72-70	10452
12/31/2024	at Providence	W	78-50	11604
01/03/2025	Creighton	W	79-71	17756
01/07/2025	Georgetown	W	74-66	15756
01/14/2025	at DePaul	Wot	85-83	6416
01/18/2025	Xavier	L	57-59	17881
01/21/2025	at Seton Hall	W	76-59	8152
01/24/2025	Villanova	W	87-74	17542
01/28/2025	at Butler	W	78-69	7423